

# JESUS RISES FROM THE DEAD

## *John 20:1-18*

### **John 20**

<sup>1</sup>Early on the first day of the week, while it was still dark, Mary Magdalene went to the tomb and saw that the stone had been removed from the entrance.

<sup>2</sup>So she came running to Simon Peter and the other disciple, the one Jesus loved, and said, “They have taken the Lord out of the tomb, and we don’t know where they have put him!”

<sup>3</sup>So Peter and the other disciple started for the tomb. <sup>4</sup>Both were running, but the other disciple outran Peter and reached the tomb first. <sup>5</sup>He bent over and looked in at the strips of linen lying there but did not go in.

<sup>6</sup>Then Simon Peter, who was behind him, arrived and went into the tomb. He saw the strips of linen lying there, <sup>7</sup>as well as the burial cloth that had been around Jesus’ head. The cloth was folded up by itself, separate from the linen. <sup>8</sup>Finally the other disciple, who had reached the tomb first, also went inside. He saw and believed. <sup>9</sup>(They still did not understand from Scripture that Jesus had to rise from the dead.)

<sup>10</sup>Then the disciples went back to their homes, <sup>11</sup>but Mary stood outside the tomb crying. As she wept, she bent over to look into the tomb <sup>12</sup>and saw two angels in white, seated where Jesus’ body had been, one at the head and the other at the foot.

<sup>13</sup>They asked her, “Woman, why are you crying?”

“They have taken my Lord away,” she said, “and I don’t know where they have put him.” <sup>14</sup>At this, she turned around and saw Jesus standing there, but she did not realize that it was Jesus.

<sup>15</sup>“**Woman,**” he said, “**why are you crying? Who is it you are looking for?**”

Thinking he was the gardener, she said, “Sir, if you have carried him away, tell me where you have put him, and I will get him.”

<sup>16</sup>Jesus said to her, “**Mary.**”

She turned toward him and cried out in Aramaic, “Rabboni!” (which means Teacher).

<sup>17</sup>Jesus said, “**Do not hold on to me, for I have not yet returned to the Father. Go instead to my brothers and tell them, ‘I am returning to my Father and your Father, to my God and your God.’**”

<sup>18</sup>Mary Magdalene went to the disciples with the news: “I have seen the Lord!” And she told them that he had said these things to her.

# JESUS RISES FROM THE DEAD

*John 20:1-18*

POSSIBLE POINTS	MY POINTS	QUESTIONS
5		1.) What did Mary notice when she went to the tomb?
5		2.) What did the angels ask Mary?
5		3.) Who did Mary think Jesus was?
5		4.) Why do you think Jesus appeared to Mary?


POSSIBLE POINTS	MY POINTS	MEMORY VERSE
10		<p>“He is not here; he has risen!...”</p> <p style="text-align: right;">Luke 24:6</p>

POSSIBLE POINTS	MY POINTS	HOME CONNECTION	PARENT/GUARDIAN SIGNATURE
5		<i>I have read, or been read, the passage of scripture for this week.</i>	
5		<i>I have answered the questions aloud to an adult at home this week.</i>	
10		<i>I have recited the memory verse out loud to an adult at home this week.</i>	

TOTAL POINTS	CLUB CONNECTION
	LEADER'S SIGNATURE _____ DATE ___/___/___

# JESUS RISES FROM THE DEAD


*John 20:1-18*



Picture from *The Bible in Pictures for Little Eyes* by Kenneth N. Taylor. Moody Press: Copyright © 1956.

# JESUS RISES FROM THE DEAD

*John 20:1-18*



*The tomb is empty. Jesus is risen!*

# JESUS RISES FROM THE DEAD


*John 20:1-18*

## CRAFT/ACTIVITY: EASTER STORY EGGS

Students will fill plastic Easter eggs with items to retell the Easter story with at home.

### MATERIALS

1. Jumbo Plastic Easter Eggs
2. Permanent Black Markers
3. Supplies listed on the following page
4. Copies of the following page for students to take home with their Easter Story Eggs



### DIRECTIONS

1. Pass out a jumbo plastic Easter egg to each student.
2. Tell the Easter story using the items listed on the following page.
3. As you talk about each item, pass each student that item to put into their eggs.

### FOR DISCUSSION

As students are adding each item to their plastic eggs, tell the Easter story. Keep in mind that you may have children present that have not heard the entire story. They may just be visiting for Easter. This is a great opportunity to tell students tell of Jesus' love for use through his death and resurrection.

### TIME NEEDED TO COMPLETE:

Approximately 20 Minutes

### MEMORY VERSE

*"He is not here; he is risen!..." Luke 24:6*



# JESUS RISES FROM THE DEAD

*John 20:1-18*

## EASTER STORY EGGS

CONTENTS	WHAT IT REPRESENTS	SCRIPTURE REFERENCE
Palm Branch or Donkey	Christ's entry into Jerusalem	Matthew 21:1-9
Plastic Grape	The Last Supper	Matthew 26:20-30
Silver Coin (Nickel)	30 pieces of silver that Judas received for betraying Jesus	Matthew 26:14-16
Leather Strip	Whip used to give Jesus 39 lashes after his trial by Pilot	Matthew 27:26-31
Rose Thorn	Crown of thorns placed on Jesus' head	Matthew 27:26-31
Nail	Jesus is crucified on the cross to pay for our sin	Luke 23:26-37
"This is Jesus; King of the Jews" sign	Sign that the soldiers hung above Jesus' head while he hung on the cross	Matthew 27:37
Black Inside of Egg	Darkness from noon to 3:00 p.m.	Luke 23:44-45
Gauze	Linen used to wrap Jesus' body in	Matthew 27:57-61
Stone	Tomb with the stone rolled away on Easter morning	Matthew 28:1-2
Angel	Angels in the tomb	John 20:12
Empty Egg	Empty tomb	Matthew 28:5-8

# JESUS RISES FROM THE DEAD

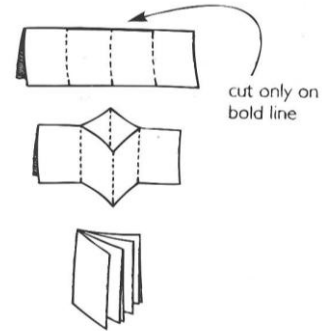
*John 20:1-18*

## CRAFT/ACTIVITY: BOOKS

Students will make books to remind them of key events from the story.

### MATERIALS

1. 67 Lb. White Cardstock
2. Book Pattern
3. Crayons, Markers, or Colored Pencils
4. Scissors



### DIRECTIONS

1. Make a copy of the “Book Pattern” onto 67 lb. cardstock for each student.
2. Have students color the pictures with crayons, markers, or colored pencils.
3. Allow students to cut out the book on the solid black lines. Study the diagram carefully. The first time you make one of these books it can be confusing. There is a small solid line in the middle of the page that must be cut as well.
4. Fold the book according to the diagram above.
5. Have students retell the story using the pictures in their books.

### FOR DISCUSSION

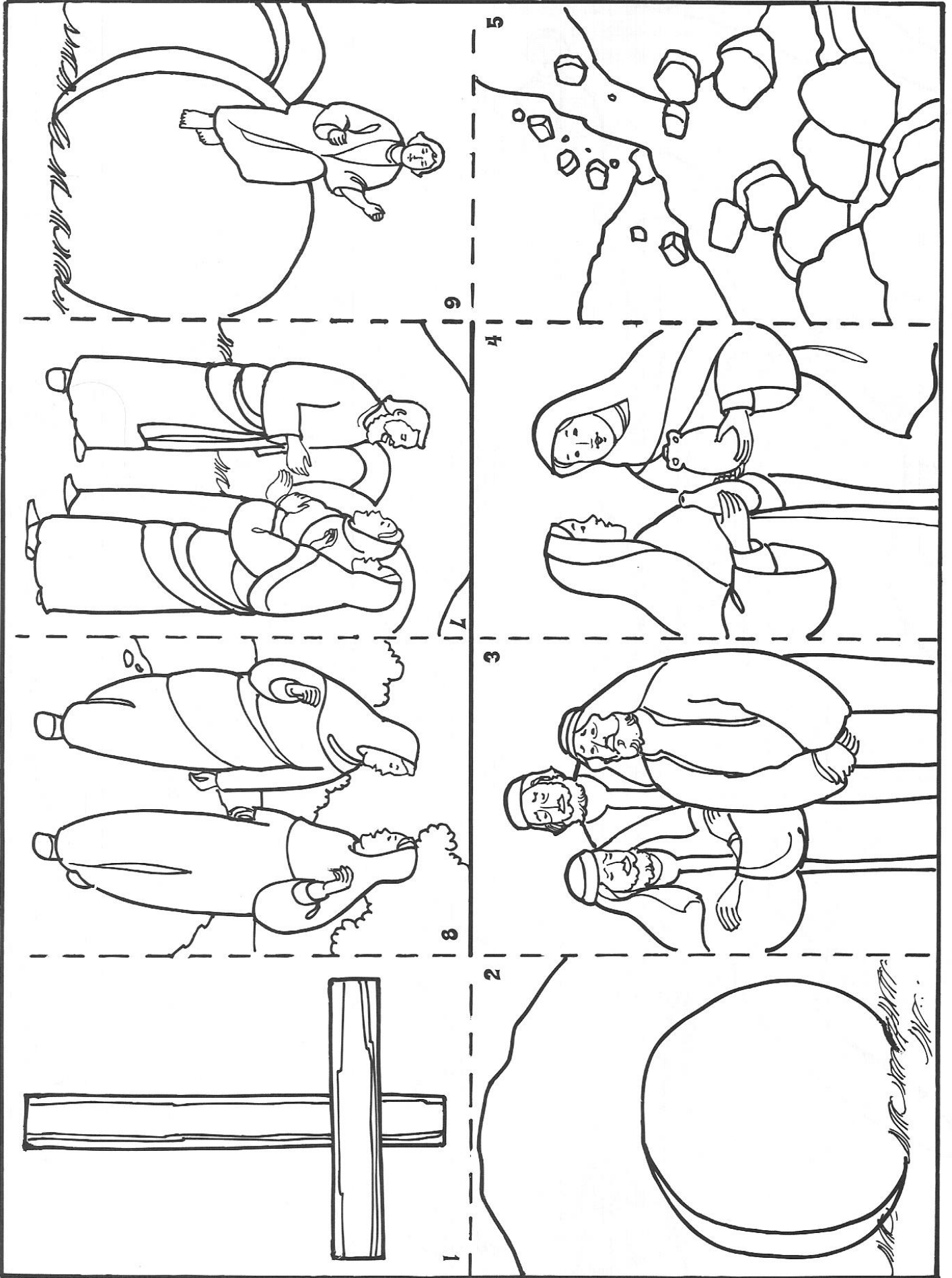
As students are coloring their books, remind them that Jesus rose from the dead. Mary went looking for Jesus but he was gone. Help students realize that death had no hold on Jesus. It was through his death and resurrection that we have assurance of eternal life in Heaven with him if we believe. Give students the opportunity to receive Christ as their personal Lord and Savior.

### TIME NEEDED TO COMPLETE:

Approximately 20 minutes

### MEMORY VERSE

*“He is not here; he has risen!...” Luke 24:6*





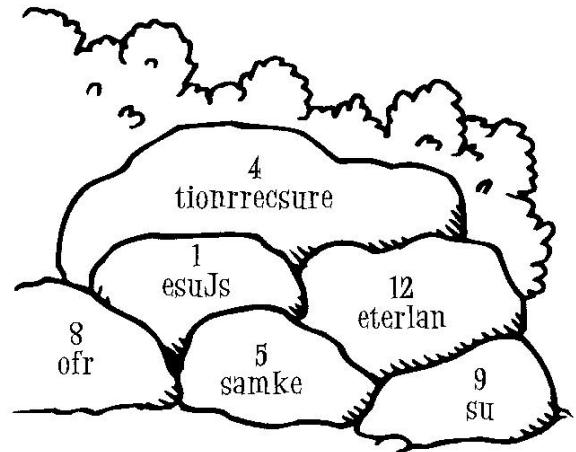
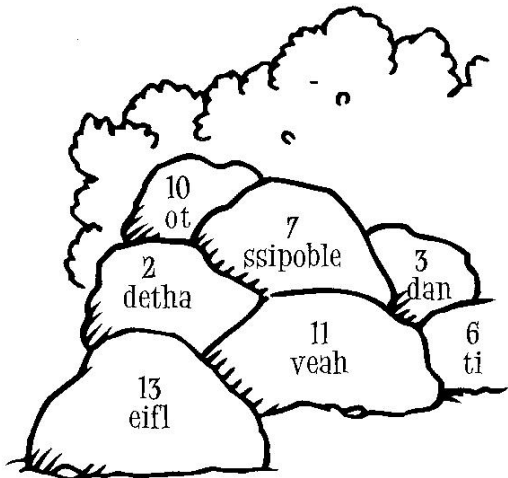
# JESUS RISES FROM THE DEAD

*John 20:1-18*



Unscramble the words in the rocks. Write the words in the rectangles according to their numbers. Find the message by reading the rectangles in numerical order.

	<input type="text"/>	1 ●	● 2	<input type="text"/>
	<input type="text"/>	13 ●		
11 ●	<input type="text"/>		3 ●	<input type="text"/>
	<input type="text"/>	12 ●		4 ● <input type="text"/>
10 ●	<input type="text"/>		6 ●	<input type="text"/>
	<input type="text"/>	9 ●		5 ● <input type="text"/>



<input type="text"/>	8 ●	● 7	<input type="text"/>
----------------------	-----	-----	----------------------



What is the shape that is made when you connect the dots?

\_\_\_\_\_

# THE BIBLE TIMES HERALD

A SPECIAL REPORT ON JOHN 20:1-18

## JESUS RISES FROM THE DEAD



Early on Sunday morning, while it was still dark, Mary Magdalene went to the tomb where Jesus was buried. To her surprise, the stone in front of the tomb was rolled away! Mary ran to get Peter and John.

“They have taken the Lord out of the tomb, and I don’t know where they have put him,” cried Mary.

Peter and John ran to the tomb. John saw the strips of linen and the cloth that was wrapped around Jesus’ head just lying there.

John believed that Jesus had risen from the dead. The disciples left leaving Mary behind. As she stood outside the tomb crying, she saw two angels dressed in white inside the tomb!

The angels asked why Mary was crying.

“They have taken my Lord away and I don’t know where they put him,” she sobbed.

When Mary turned around, she saw Jesus standing there. She did not realize that it was Jesus. She thought Jesus was the gardener and asked him for Jesus’ body.

When Jesus said Mary’s name, she cried out, “Teacher!”

Jesus told Mary to tell the disciples that he was going to return to his Father in heaven.

Mary gladly did as Jesus asked.

To find out more details about this story, read John 20:1-18 in your Bible.

## QUESTIONS

1. What did Mary find when she went to Jesus’ tomb?
2. Why was Mary crying outside the tomb?
3. What happened to Jesus?
4. Why do you think Jesus appeared to Mary?

## MEMORY VERSE

“He is not here; he has risen!...”

Luke 24:6

## WORD SCRAMBLE

JESUS	TOMB	MARY
EMPTY	ANGELS	DISCIPLES

YTPME \_\_\_\_\_

BMTO \_\_\_\_\_

SALENG \_\_\_\_\_

RMAY \_\_\_\_\_

SDICSLPIE \_\_\_\_\_

SEJUS \_\_\_\_\_

## Ideas For Home:

Today your child learned that Jesus rose from the dead.

1. Have your child finish coloring this book.
2. Help your child learn the *Memory Verse*.
3. Practice the *Bible Story Rhyme*.
4. Read and discuss the bible story with your child.
5. Help your child realize that Jesus died and rose again!

Bible Story Mini Book

# Jesus Rises From the Dead



***John 20:1-18***

Colored by: \_\_\_\_\_



Mary went and told the other disciples that Jesus was alive!



Guards kept people from going into the tomb where Jesus was buried.

## Memory Verse

“He is not here; he has risen!...”

Luke 24:6


## Bible Story Rhyme

**Jesus was dead for three short days,**  
*(Hold up three fingers)*

**Sunday morning he went away.**  
*(Point off in the distance)*

**Mary went to see her Lord,**  
*(Point to both eyes with pointer fingers)*

**There stood Jesus at the door.**  
*(Point to the door)*



**On Easter Sunday,  
Jesus rose from the  
dead!**

## Have You Ever Sinned?

The Bible teaches that we have *all* sinned and do not measure up to God's glory. It also teaches that the price for sin is death which separates us from God. But even though we are sinners, Christ died for us and paid the price for our sin. We just need to ask him to forgive us and receive his free gift of salvation. Just pray this prayer, with a sincere heart, and Jesus will forgive you of your sins. You will become a child of God and live with Him in heaven.

*“Dear Jesus,*

*Please forgive me for the bad things that I have done. Please come into my heart and be my Lord and savior. In your name I pray, Amen.”*



Mary was looking for Jesus' body. Jesus asked why she was crying.



# JESUS RISES FROM THE DEAD

*John 20:1-18*

## PRESCHOOL GAME

**Supplies:** A table tipped over on its side in the room or in a closet

**Children will experience Jesus' resurrection as they meet the angel at the tomb.**

**H**ave the children sit on the floor facing a table tipped over on its side.

Say: **A long time ago, people were very sad because Jesus had died on the cross. Many closed their eyes and cried and cried.**

Explain to the children that you will pick one child to hide behind the table and pretend to be the angel who told people about Jesus' resurrection.

Instruct children to pretend to cry while covering their eyes. Then choose one child to secretly go hide behind the table. As the children open their eyes, the person behind the table will say, "He is risen." Let the children guess which child is pretending to be the angel. If a child guesses correctly, have the angel come out from behind the table and have all the children say, "He is risen."

Keep repeating the game until everyone has had a chance to hide. You might make it tricky and ask older children to try to make different voices when they are the angel.

# JESUS RISES FROM THE DEAD

*John 20:1-18*

## PRESCHOOL BIBLE STORY RHYME



**Jesus was dead for three short days,**  
*(Hold up three fingers)*

**Sunday morning he went away.**  
*(Point off in the distance)*

**Mary went to see her Lord,**  
*(Point to both eyes with pointer fingers)*

**There stood Jesus at the door.**  
*(Point to the door)*